

Serie 400 ULTRALITE™ ECO-DESIGN
multinautic® ALUMINIUM DOCKS

4' x 8'
Marine Grade Aluminum
Frame Kit



Easy to Assemble
and Install by
2 Persons Only.

The structure weights
only 40lbs.

Included in a Box
- One (1) 4' x 8' Frame Kit:

- 2x Dock Sides
- 2x End Pieces
- 1x Central Support
- 2x 6 ft Leg Piles
- 2x PVC Safety Piles Caps
- 2x Base Plates
- 2x Junction Plates
- 1x Parallel Adaptor
- 1x "L Shape Dock" Adaptor
- 8x Bolts (1/2")
- 24x Bolts & Nuts (1/4")

Extend your backyard with a Multinautic® Dock System and enjoy Summer even more with the Lightest & Easiest Dock you will ever install !



Upgrade your relaxation area with modular decking for your SPA or your swimming pool.



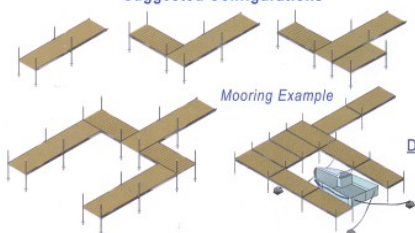
Ultralite pathway to your favorite activities on water.



Convert an uneven and rough terrain surface into a clean outside storage area easily.



Suggested Configurations



DECKING MATERIAL for ONE SECTION
(not included)

- 10 Cedar boards 5/4" x 6" x 8"
- + 70 screws # 10 (1 3/4")

www.gardensheds.ca
info@gardensheds.ca

ONE LOCATION ONLY:

2491 Carp Road
 Carp, ON
 Carp Rd & Richardson Side Rd
 1-block North of the 417.

Phone 613-831-1294



2018

G.B. Pre-Fab

Gardensheds
 Gazebos
 Garages
 Cottages
 Docks



multinautic® ALUMINIUM DOCKS





Serie 500 HYBRID™ multinautic® ALUMINIUM DOCKS


ON POSTS



ON WHEELS



ON FLOATS




TECHNICAL SPECS

Marine Grade Aluminium and Stainless Steel Hardware


Made of 4 New Exclusive Aluminium Extrusions for an Incomparable Quality

Easy to install as a dock, a gangway or a ramp, on piles, floats or wheels

Suggested Configurations



FLUSH SIDED Corner Leg Holder is the Strongest of its kind and the Most Secure for the Boats.



15110 22044



22043



22041

Accessories

Hinges	pair	\$ 118
Fusion connectors	pair	\$ 118
Anchor chain plates	pair	\$ 70
Vertical bumpers 30"	pair	\$ 145
8" cleats	each	\$ 25
10" cleats	each	\$ 40
Leg pole 6'	each	\$ 40
Leg pole 8'	each	\$ 48
Safety pole cap	each	\$ 5
Base plate 6"x6"	each	\$ 12
Base plate 12"x6"	each	\$ 24
Dock wheel kit 24" plastic wheel, axle & adaptor	each	\$ 285

QP-500 Heavy Duty Aluminum Docks

Size	Floating docks Add Floats		Stationary docks	
	No Decking	With P.T. decking	No deck with Leg Kit	P.T. deck with Leg Kit
2x10	555	685	778	908
2x12	656	812	879	1035
2x15	789	984	1012	1207
2x16	833	1041	1056	1264
2x20	1155	1415	1378	1638
3x10	580	775	803	998
3x12	698	932	921	1155
3x15	831	1124	1054	1347
3x16	909	1221	1132	1444
3x20	1314	1704	1537	1927
4x10	629	889	852	1112
4x12	740	1052	963	1275
4x15	788	1178	1011	1401
4x16	957	1373	1180	1596
4x20	1409	1929	1632	2152
4x24	1775	2399	1998	2622

QP-500 Heavy Duty Aluminum Docks

Size	Floating docks Add Floats		Stationary docks	
	No Decking	With P.T. Decking	No deck with Leg Kit	P.T. deck with Leg Kit
5x10	679	1004	902	1227
5x12	820	1210	1043	1433
5x15	890	1378	1113	1601
5x16	1097	1617	1320	1840
5x20	1619	2269	1842	2492
5x24	1986	2766	2209	2989
6x10	917	1307	1140	1530
6x12	1050	1518	1273	1741
6x16	1350	1974	1573	2197
6x20	1959	2739	2182	2962
6x24	2275	3211	2498	3434
8x10	1330	1850	1553	2073
8x12	1388	2012	1611	2235
8x16	1800	2632	2023	2855
8x20	2419	3459	2642	3682
8x24	2810	4058	3033	4281

Leg Kit includes: 4 – Leg poles 6', 4 safety caps, 4 base plates 6"x6"